



Western Access Boundary

PROJECT BACKGROUND & REQUIREMENT:

A temporary pedestrian walkway was needed from the west boundary entrance to provide access to the lower building site for the duration of the motorway expansion project.

DESIGN PHASE:

Our in-house design team produced a detailed 3D model and 2D plan of the walkway layout, which were included with the client's quotation to assist with planning and approval.

APPLICATION

Public Space

LOCATION

Building Site

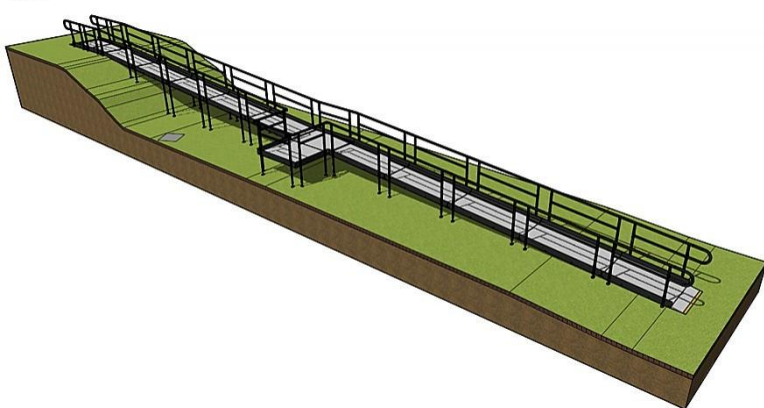
SYSTEM

Temporary Walkway System

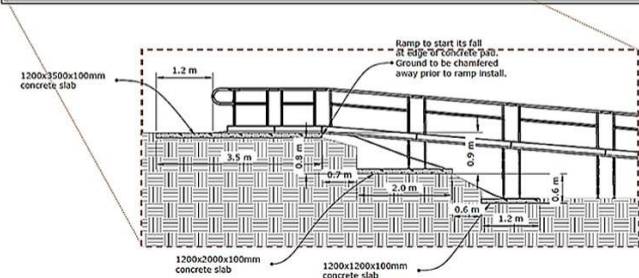
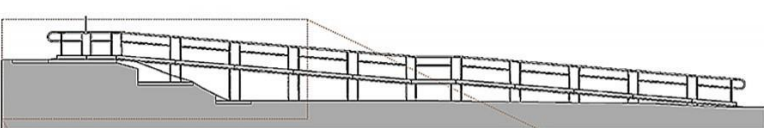
SERVICE PACKAGE

Hire

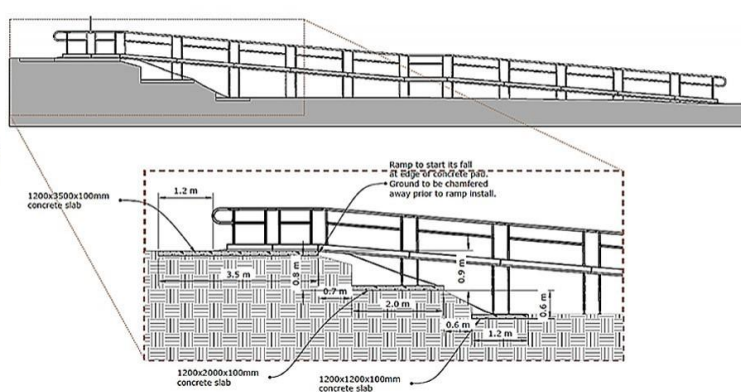
Perspective



Perspective



Perspective



INSTALLATION:

The walkway was completed within a three-day timeframe.

Before installation, some of the upper ground had to be cleared to create a level concrete entrance. Additionally, at two lower descents, the ground was levelled to enable the placement of concrete pads, with toe plates fixed on top.

Once the rental period had concluded, the system was removed within two days.

FEATURES INCLUDED:

- Looped Trombone End - Prevents clothes from snagging at the ends.
- Slip-Resistant Mesh Platform - A multi-directional walkway with self-draining steel mesh.
- Standard Colour: Black - Powder-coated black finish for greater durability than traditional paint.
- Adjustable Telescopic Legs - Adaptable to various threshold heights.
- Standard Handrail - This handrail system provides continuous support for users.
- Slip-Resistant Yellow Tread - Enhances safety by making step edges and level changes more visible to those with impaired vision.



**Do you require modular
ramps and steps?**

Request a quick price

TEL: 01424 714646
EMAIL: sales@rapidramp.co.uk

HOURS: Open 8am - 5pm, Monday to Friday
ADDRESS: 10 Menzies Road, Ponswood Industrial Estate, St Leonards on Sea, East Sussex TN38 9BB