

## CASE STUDY: **Waverley House, Office Premise**

### **RAPID RAMP'S INSTALLATION APPROACH SAVED TIME AND MONEY**

**REQUIREMENT:** A modular step unit and upper landing to the basement goods lift.

The new system would replace the narrow concrete steps, which were concluded to be unsafe and didn't have handrails to prevent falls.



**Application:** Public Building

**Location:** Soho, London

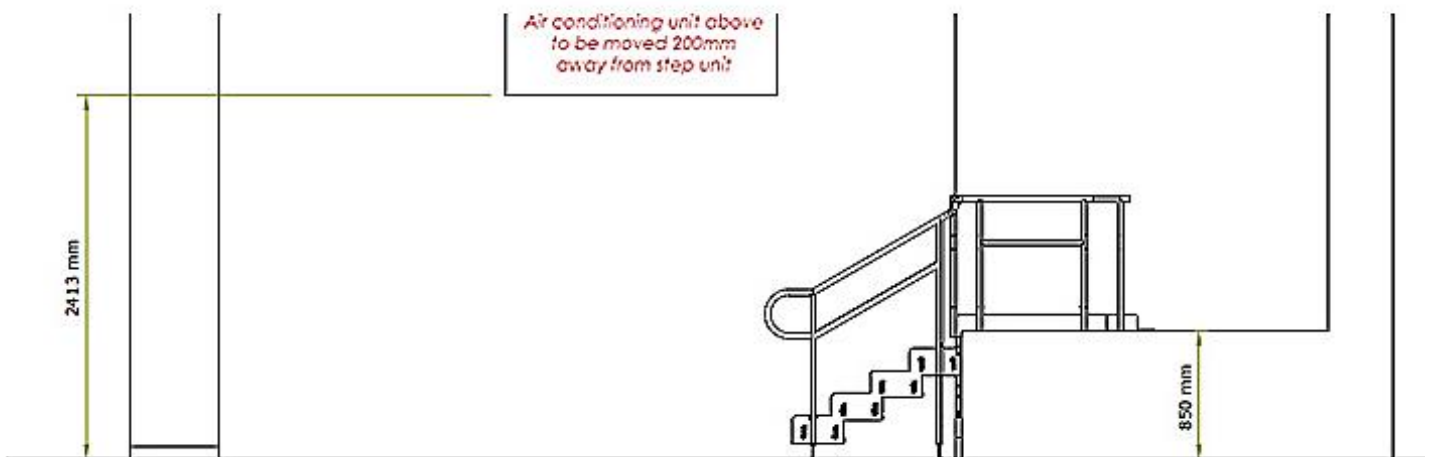
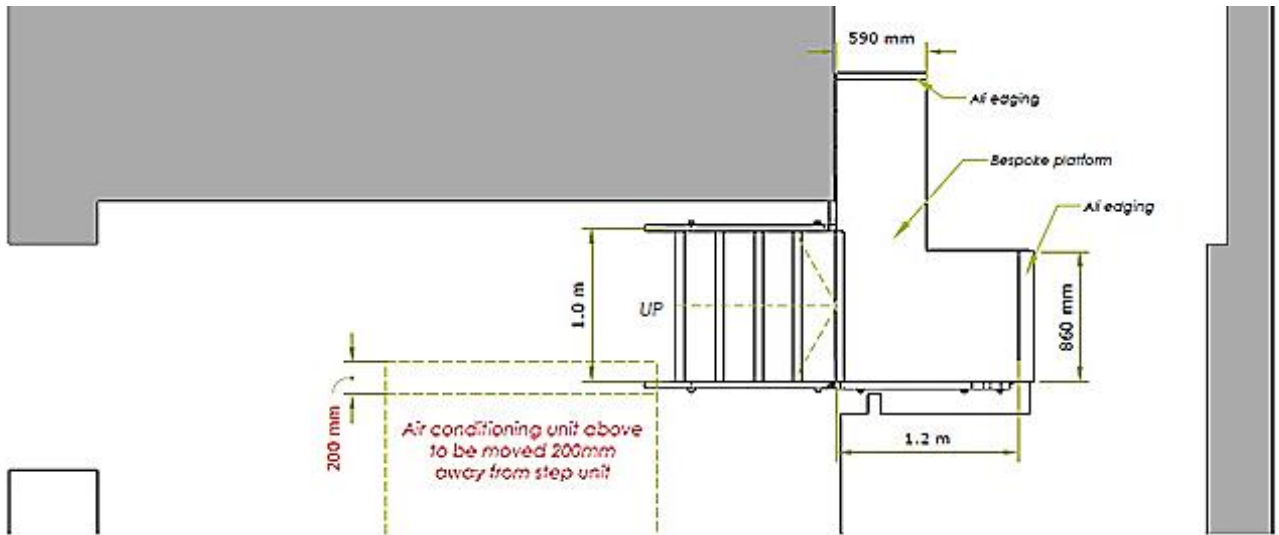
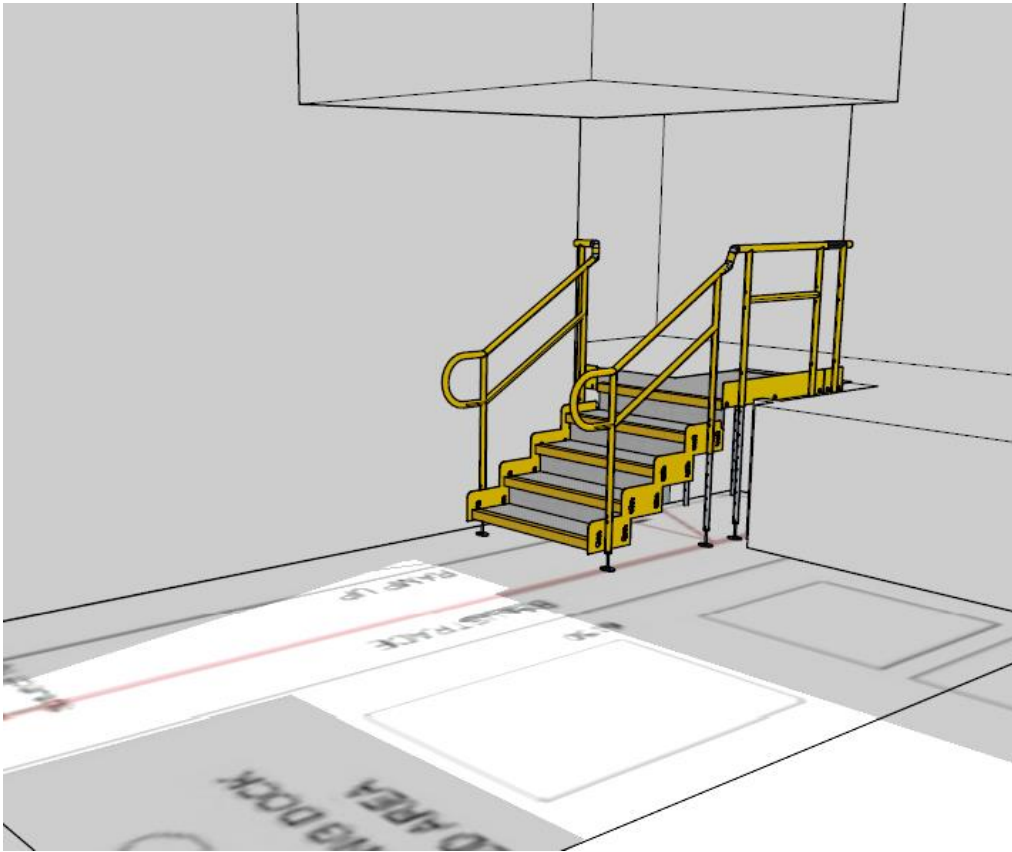
**System:** Standard Step System

**Service Package:** Supply & Install



**ADDITIONAL INFORMATION:** A site survey was carried out, and an in-house 3D ramp design was drawn to suit the space.

The drawing shows that the air conditioning unit above the step unit would need to be moved 200mm away.





**END RESULT:** We installed our modular step unit straight over the existing steps within a few hours.

This approach prevented the concrete steps from being removed and saved the client the extra time and money involved in hiring another trade to complete the enabling works.

A bespoke platform joins the upper landing, and the feet were fixed into the concrete floor to keep the system securely in place.

**FEATURES INCLUDED:**

- Trombone Ends - these are added to the ends of a step system to prevent clothes catching.
- Mesh Platform - the self-draining mesh allows water to pass through rather than collect on the surface.
- Standard Colour: Yellow – one of the easiest colours to see because of its ability to reflect light. The handrails are powder coated to create a durable finish that is tougher than conventional paint.
- Standard Handrail - this handrail system ensures users always have support to hold onto.





TEL: **01424 714646**  
EMAIL: **SALES@RAPIDRAMP.CO.UK**

Hours:  
Open 8am - 5pm, Monday to Friday  
Address:  
10 Menzies Road, Ponswood Industrial Estate, St Leonards on Sea, East Sussex TN38 9BB

**Do you require modular ramps  
and steps?**

**Contact our sales team**