



Application: Public Building

.....

Location: Basildon, Essex

.....

System: Fully Compliant Modular Ramp

.....

Service Package: Supply & Installation

.....

CASE STUDY: **Smile Dental Centre, Basildon**

REQUIREMENT: Individuals with various mobility challenges faced obstacles when navigating the stairs that led to the dentist practice.

An urgent requirement arose for a steel ramp, designed following Part M and K standards, to rectify the incline and guarantee smooth accessibility.

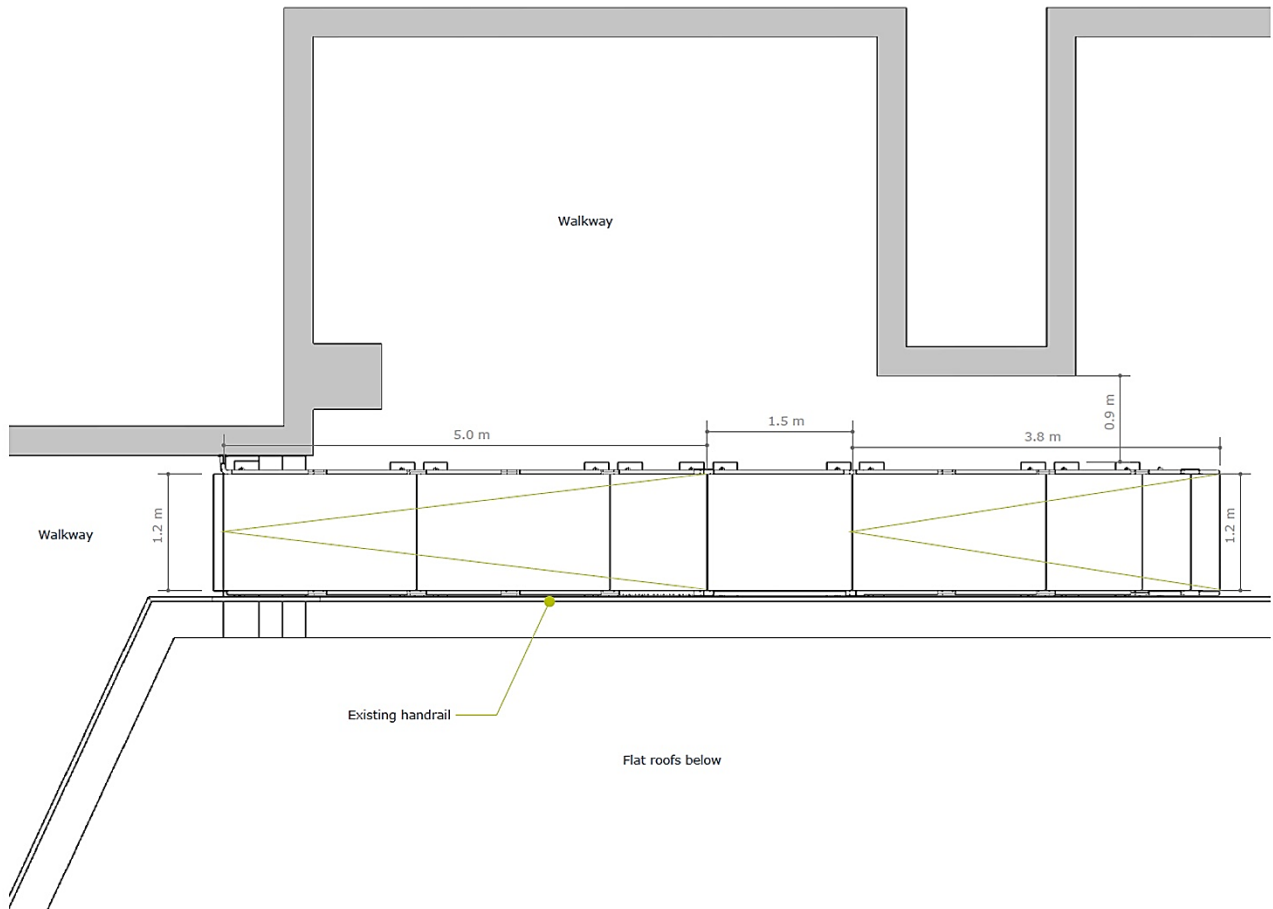
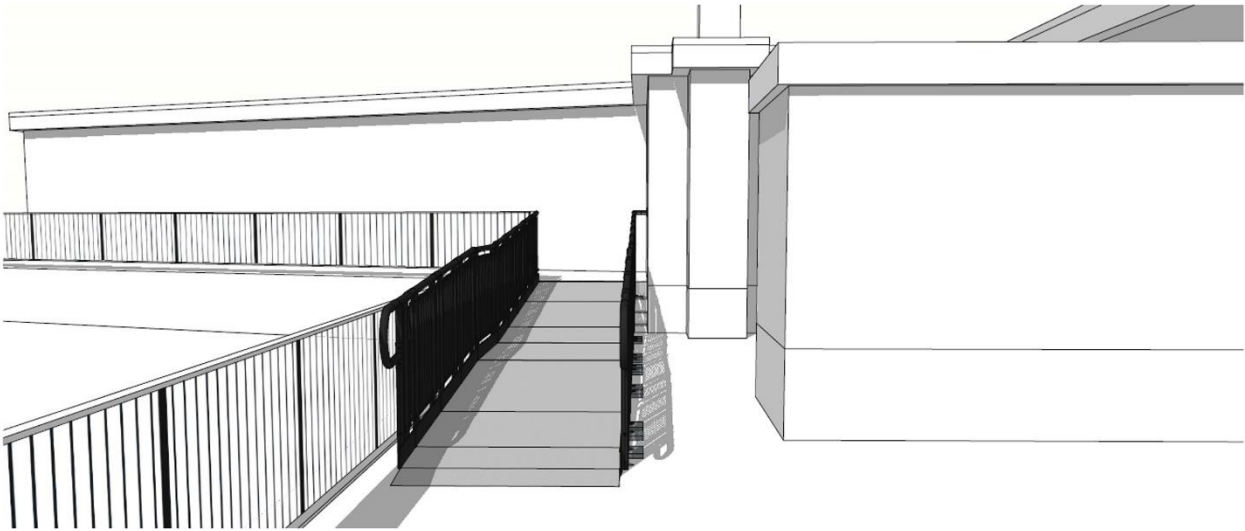
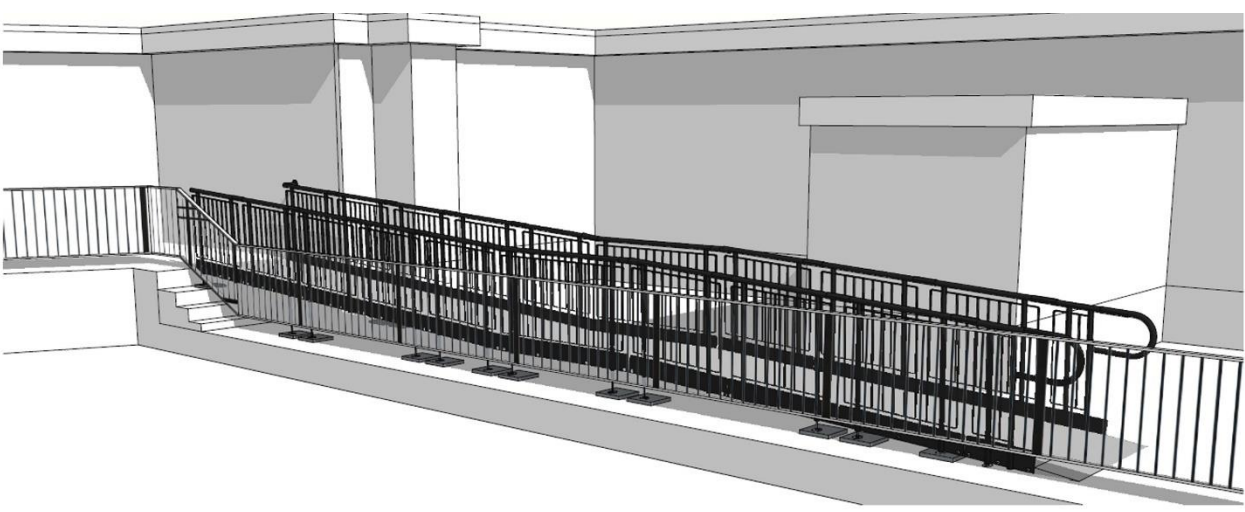
Considering that the pathway would be exposed to diverse weather conditions, the solution needed to be resilient, endure impact and consistently perform well in all scenarios, including challenging weather like powerful winds and substantial rainfall.



CAD DRAWINGS: Our in-house design team created CAD (Computer-Aided Design) and technical drawings using measurements and specifications provided by the customer.

The completed CAD drawings were included in the client's quotation.

These drawings serve as a visual aid for customers, offering them a preview of how the ramp will look in its intended location.



END RESULT: The Rapid Ramp installers efficiently transported all components to the 1st floor and completed the installation in a single day.

Given this was a flat roof, the Rapid Ramp System was not fixed down but remained securely in place due to its substantial weight, making it freestanding.

To safeguard the underlying flooring, rubber pads were placed under each foot, and the system's multiple legs were designed to distribute the weight load evenly.


Unlike other ramps that require resin fixings to secure them to a roof, the Rapid Ramp System eliminates this need, reducing the risk of long-term failures and potential roof leaks.

Each component, excluding the legs and fixings, underwent galvanisation, a method where a protective zinc coating is applied to prevent rusting.

Besides the platforms and ramp legs, all components received a powder-coated finish for enhanced durability, surpassing traditional paint.

FEATURES:

- Infill Handrail - Prevents users from climbing or falling through gaps.
- Yellow Tread - A safety feature aiding those with impaired vision to identify the ramp's edge and any level changes.
- Trombone Ends - Added to prevent clothes from catching on the ends of the Rapid Ramp.
- Mesh Platform - Self-draining mesh design allows water to pass through, preventing water accumulation on the surface.
- Continuous Handrail - Ensures users always have a supportive handrail to hold onto.
- Standard Colour: Black - Our ramps feature a powder-coated black finish, ensuring durability surpassing typical paint.
- Telescopic Legs - Adaptable to various threshold heights.



TEL: **01424 714646**
EMAIL: **SALES@RAPIDRAMP.CO.UK**

Hours:
Open 8am - 5pm, Monday to Friday

Address:
10 Menzies Road, Ponswood Industrial Estate, St Leonards on Sea, East Sussex TN38 9BB

**Do you require modular ramps
& steps?**

Contact our sales team