



Riverside Primary School

PROJECT BACKGROUND & REQUIREMENT:

A contractor approached us regarding a school project that required the installation of a Part M-compliant access ramp to a Grade II-listed building.

The ramp needed to provide safe and seamless access for disabled nursery-age students between the school and the outdoor teaching and recreation area.

APPLICATION

School

LOCATION

Rainham, Kent

SYSTEM

Modular Ramp

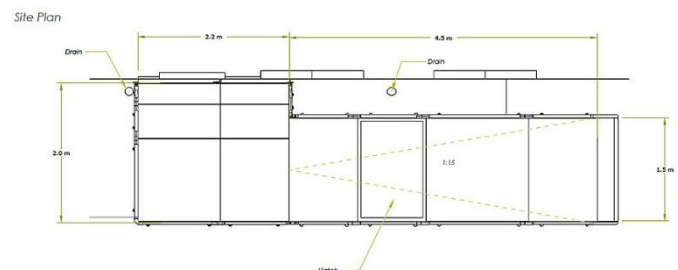
SERVICE PACKAGE

Supply & Install

DESIGN PHASE:

Our in-house design team created a detailed 3D model and 2D plan of the ramp, which were included with the client's quotation to assist with planning and approval.

With over 50 years of experience in access solutions for listed buildings, the team carefully designed a ramp that minimised structural impact while preserving the architectural integrity of this historic Victorian building.



INSTALLATION:

Our team efficiently installed the compliant ramp in less than 24 hours, completing the project ahead of schedule.



To ensure maximum stability, the ramp's feet were securely anchored into the underlying concrete, while the surrounding surface was finished with permeable, impact-absorbing artificial grass.

Our ramp was chosen over timber and concrete alternatives for its superior slip-resistant surface, designed with small mesh openings that allow water to drain away, significantly reducing the risk of slips and falls.

During installation, our fitters carefully minimised contact points between the ramp and the building, adhering precisely to the design specification.

FEATURES INCLUDED:

- Looped Trombone Ends - Prevents clothes from snagging at the ends.
- Slip-Resistant Mesh Platform - A multi-directional walkway with self-draining steel mesh and a galvanised finish.
- Standard Colour: Black - Powder-coated black finish for greater durability than traditional paint.
- Adjustable Telescopic Legs - Adaptable to various threshold heights.
- Anti-climbing Infill Handrail - Prevents users from climbing or falling through gaps.
- Slip-Resistant Yellow Tread - Enhances safety by making step edges and level changes more visible to those with impaired vision. Solid Hoarding - Purposefully designed mesh deters unauthorised access to the ramp's underside, making it a popular choice for public buildings such as schools.
- Access Hatch – A removable cover that opens to allow personnel entry to the underground services.



Do you require modular ramps and steps?

Request a quick price

EMAIL: sales@rapidramp.co.uk

VISIT: rapidramp.co.uk

HOURS: Open 8am - 5pm, Monday to Friday

ADDRESS: Riverside Works, Church Ln, Etchingam, TN19 7AS