



MODULAR STEP UNITS

STEP SYSTEMS FOR **PUBLIC,** **COMMERCIAL & RESIDENTIAL USAGE**



TEL: **01424 714 646**

EMAIL: **SALES@RAPIDRAMP.CO.UK**

WWW.RAPIDRAMP.CO.UK

MODULAR STEP UNITS

A fully adjustable step system constructed from galvanised steel components.

The product is an ideal addition to any ramp installation, providing the access needed for able-bodied users. They can also be stand-alone steps independent of the Rapid Ramp System.

Compared to traditional building materials such as concrete or wood, steel modular steps are typically quicker to install and immediately ready for use following completion.

A platform comes included as standard, and choose as many steps as required.


KEY FEATURES AND BENEFITS:



**Fire
Resistant**



**Warm to touch
handrail**



**Fully
adjustable**



**Easy & fast
to install**



**Fully
Document
M & K
compliant**



**Available in
a variety of
configurations**



**Reusable &
recyclable**

WHICH MODULAR STEP UNIT IS RIGHT FOR YOU?


TWO OPTIONS ARE AVAILABLE:

The Standard Step Unit
(Page 3).



The Fully Compliant Step Unit
(Page 5).





THE STANDARD STEP UNIT

This step system is for residential and temporary applications. It includes the acceptable standards of provisions to prevent falls, collisions, and injuries within a dwelling or temporary setting.

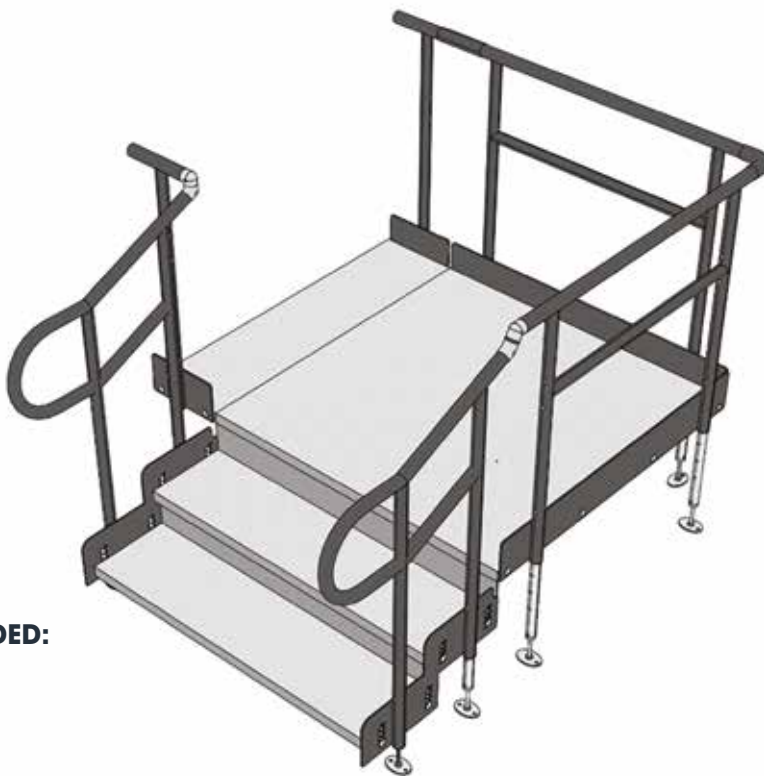
The system adheres fully to step regulations for dwellings (Part M & K of the Building Regulations).

WIDTHS AVAILABLE:

- **900mm** – the recommended width for dwellings under Document M, Section 6 of the Building Regulations.
- **1000mm** – our standard width for modular steps to dwellings.
- **1200mm** – our slightly wider step platform.
- **1500mm** – the recommended width for modular steps to public buildings.
- Wider widths can be created.

THE STANDARD STEP UNIT

STANDARD FEATURES INCLUDED:



MESH PLATFORM

This self-draining mesh platform allows water to pass through rather than puddle on the surface and potentially freeze.



TROMBONE ENDS

These are added to the ends of a step unit to prevent clothes from snagging.



STANDARD HANDRAIL

Designed to provide stability and support. Handrails are coated with thermosetting powder to provide a non-conductive, non-slip and scratch resistant surface.



TELESCOPIC LEGS

These can be adjusted to accommodate different threshold heights.



COLOUR

Black is our standard colour. Custom colours are available.

OPTIONAL EXTRAS ARE AVAILABLE SUCH AS INFILL RAIL SEE PAGE 7 FOR DETAILS.



THE FULLY COMPLIANT STEP UNIT

This step system fully adheres to DDA regulations, BSI: Standards, and Documents M and K of the Building Regulations.

It is designed with the highest standards of provisions to prevent falls, collisions, and injuries in public settings such as schools, hospitals, shops, libraries, train stations, airports, public toilet facilities, offices, and heritage sites.

All standard and compliant features must be included when applicable.

WIDTHS AVAILABLE:

- **1200mm** – our slightly wider step platform.
- **1500mm** – the recommended width for modular steps to public buildings.
- Wider widths can be created.

THE FULLY COMPLIANT STEP UNIT



STANDARD FEATURES INCLUDE:

YELLOW TREAD

Yellow tread can be added to help those with impaired vision identify a change in level.



TROMBONE ENDS

These are added to the ends of a step unit to prevent clothes from snagging.



1100MM HIGH RAIL

The 1100mm high rail features vertical rails and is suitable for level landings in a commercial application.



900MM HIGH INFILL HANDRAIL

This product prevents users from climbing or falling through gaps. It is often specified for schools and public buildings.




TELESCOPIC LEGS

These can be adjusted to accommodate different threshold heights.



MESH PLATFORM

This self-draining mesh platform allows water to pass through rather than puddle on the surface and potentially freeze.



**OPTIONAL EXTRAS ARE AVAILABLE.
SEE PAGE 7 FOR DETAILS.**

OPTIONAL EXTRAS

Optional extras are available for both step systems unless stated otherwise.

GATES UNIT

A gate unit can be attached to the side of a platform, 1200mm or wider.



INFILL HANDRAIL

This product prevents users from climbing or falling through gaps. It is often specified for schools and public buildings.

An optional extra for the Standard Step Unit.



LOWER INTERMEDIATE HANDRAIL

This handrail is designed to be used by young children and wheelchair users. It should be 600mm from main handrail.



ACCESS HATCH

A hatch opens allowing a person access to the underground services.



STANDARD UNDERSIDE MESH

This mesh is designed to prevent individuals from gaining access to the underneath of the steps. It is often specified for schools and public buildings.



FINE UNDERSIDE MESH

This mesh has 20mm x 20mm small square holes, designed to stop litter from blowing underneath the steps.



YELLOW TREAD

Yellow tread can be added to help those with impaired vision identify a change in level.

An optional extra for the Standard Step Unit.



GRP PLATFORM

A slip-resistant and noncorrosive surface that is ideal for areas with high footfall such as schools and public spaces.



CUSTOM POWDER COATED COLOUR

Black is our standard colour. Custom colours are available. All we require is your RAL colour number. A colour chart can identify this.



SAFETREAD RUBBER SURFACE

This is a soft, slip-resistant surface that reduces the impact of falls.

The product is made from the same materials used in soft play areas and available in a range of colours.



WHICH **SERVICE** PACKAGE IS RIGHT FOR **YOU?**

A PRODUCT IS ONLY AS GOOD AS ITS SERVICE.

We offer three varied service packages to suit different specifiers' access needs.

Within your enquiry, please do indicate which service package is required.



SUPPLY & INSTALLATION

An all-inclusive, stress-free option which we manage in-house with our own installation teams across the UK.

This package includes a site survey (if applicable), quotation, CAD and technical drawing, supply, and installation.



SUPPLY ONLY

No site survey is included, but a quotation with CAD and technical drawing are provided with a copy of our installation video.

As a manufacturer and stockist, you will find our delivery times are much faster!



RENTAL PACKAGE

Temporary step units are available for long or short term hire.

Once no longer needed, the system will be removed, leaving the area in its original condition.

Minimum hire period applies and the rental duration is flexible (more details available on application).

HOW TO CONTACT US

TEL: **01424 714646**

EMAIL: **SALES@RAPIDRAMP.CO.UK**

HOURS: Open 8am - 5pm, Monday to Friday

ADDRESS:

Riverside Works, Church Ln, Etchingham TN19 7AS

