



Tintagel Castle Footbridge, English Heritage

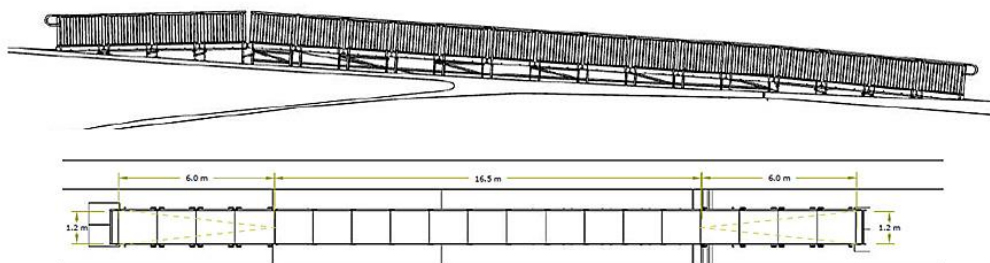
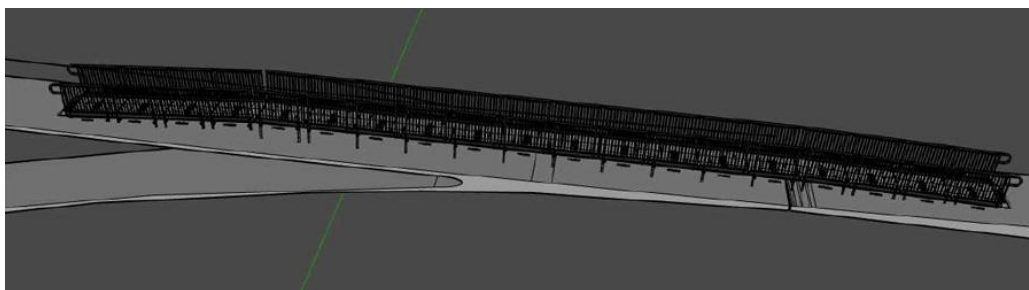
REQUIREMENT:

The Tintagel Footbridge is the only route to the historic Tintagel Castle and during essential maintenance works, temporary public access was required.

We collaborated with engineers to design a lightweight modular walkway that was compatible with both the site's heritage and its strict structural requirements. In addition, as the bridge can be exposed to harsh weather conditions, it was vital to provide a solution capable of withstanding significant impact.

DESIGN PHASE:

Our in-house design team produced a detailed 3D model and 2D plan of the walkway layout, which were promptly sent to the contractor along with the accompanying quotation.



APPLICATION

Heritage

LOCATION

Tintagel, Cornwall

SYSTEM

Modular Walkway

SERVICE PACKAGE

Ramp Rental

INSTALLATION:

Once the purchase order was received, the walkway components were promptly picked, packed, and dispatched within 24 hours.

English Heritage's contractor installed the walkway overnight to minimise disruption to the footbridge's daily use.

The installers positively noted that, because the walkway system consisted of lightweight, modular sections, it was easier to handle, transport across the footbridge, and assemble in place, even under windy and challenging conditions.


The walkway features a slip-resistant surface with small mesh openings that allow efficient water drainage, significantly reducing the risk of slips and falls. In addition, the steel handrails are coated with nylon, a material known for its low thermal conductivity, ensuring they remain comfortable to the touch even in cold and damp weather.

Upon completion of the works, the walkway will be dismantled, and the components will be stored in our warehouse, ready to be reused on other rental projects.

FEATURES INCLUDED:

- Looped Trombone Ends – Prevents clothes from snagging at the ends.
- Slip-Resistant Mesh Platform - A multi-directional walkway with self-draining steel mesh and a galvanised finish.
- Standard Colour: Black - Powder-coated black finish for greater durability than traditional paint.
- Adjustable Telescopic Legs - Adaptable to various threshold heights.
- Anti-climbing Infill Handrail - Prevents users from climbing or falling through gaps.





Do you require modular
ramps and steps?

Request a quick price

EMAIL: sales@rapidramp.co.uk
VISIT: rapidramp.co.uk

HOURS: Open 8am - 5pm, Monday to Friday
ADDRESS: Riverside Works, Church Ln, Etchingham, TN19 7AS