



Application: Public Building

Location: London


System: Fully Complaint Ramp &
Fully Compliant Step System

Service Package: Ramp Rental

CASE STUDY: Euston Station

REQUIREMENT: Whilst major works were being carried out, temporary wheelchair access to an alternative entrance was necessary.

The system had to overcome the concrete steps and fully comply with Part K and M of the Building Regulations.



ADDITIONAL INFORMATION: The addition of mid-handrails was requested in the design, as well as four entry points onto the walkways.

CAD drawings were created in-house by our designer and given to the client with their quotation.



PLAN

PAVEMENT

BUILT PLATFORM

ROAD

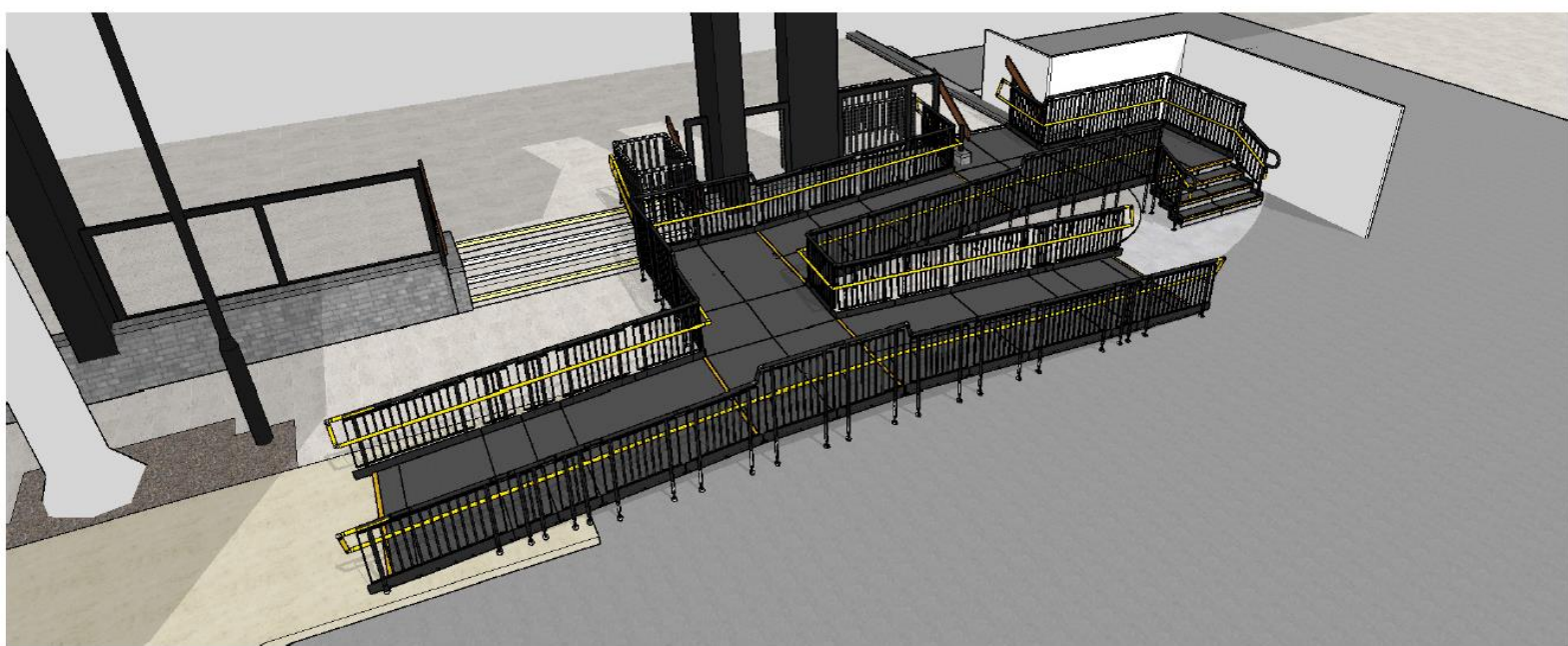
TREE

LP

KERB LINE

Dimensions and Slopes:

- 2.7 m, 2.0 m, 1.0 m, 4.3 m, 1.8 m, 5.3 m, 2.0 m, 1.8 m, 2.0 m, 1.8 m, 2.0 m, 5.0 m, 7.6 m, 1.8 m, 2.0 m, 1.8 m, 2.0 m
- Slopes: 1:12, 1:15, 1:15, 1:15, 1:15





END RESULT: The fitters worked different shifts over three days and two nights to ensure the project was completed before the deadline.

The platforms include a 1:15 gradient and fully comply with [Documents M & K of the Building Regulations](#).

A step system was also fitted for able-bodied access, and mid-handrail in yellow at 600mm high was installed on both sides of all the ramps and platforms.


Once the rental period is complete, the systems will be dismantled and reused in other hire projects.


FEATURES INCLUDED:


- Infill Handrail - this product prevents users from climbing or falling through gaps.
- Yellow Tread - this is a safety feature designed to help those with impaired vision identify the nose of the ramp and steps and distinguish any level changes.
- Trombone Ends - these are added to the ends of a Rapid Ramp to prevent clothes catching.
- Mesh Platform - the self-draining mesh allows water to pass through rather than collect on the surface.
- Rest Platform – a rest platform at 5 metres is required to allow the user to pause.
- 1100mm High Rail – these handrails attach to any level sections.
- Continuous Handrail - this handrail system ensures users always have support to hold onto.

EXTRA FEATURES INCLUDED:

- Yellow Mid-Handrail - a lower handrail system designed to be used by young children and wheelchair users. Yellow is one of the easiest colours to see because of its ability to reflect light.
- Fully Compliant Step Unit – complies with Document M and K of the Building Regulations.
- GRP - a slip-resistant and non-corrosive surface. The ideal option for areas with high footfall, such as schools and public application.







THE EXPERTS IN MODULAR RAMPS

TEL: 01424 714646
EMAIL: SALES@RAPIDRAMP.CO.UK

Hours:
Open 8am - 5pm, Monday to Friday

Address:
10 Menzies Road, Ponswood Industrial Estate, St Leonards on Sea, East Sussex TN38 9BB

Do you require wheelchair
ramps and steps?

Contact our sales team