



CASE STUDY: Plunketts Veterinary Surgery, Ramsgate

A STEEL RAMP SUITABLE FOR DOGS AND ALL

BACKGROUND: An industrial building was being refurbished and turned into a veterinarian surgery.

Requirement: A [steel ramp](#) & two step units to complement the industrial appearance of the building.

Also, since half the clients are dogs, our Safetread Rubber Crumb Surface was recommended. The product provides a slip-resistant, soft padded surface ideal for a dog's paws and claws.



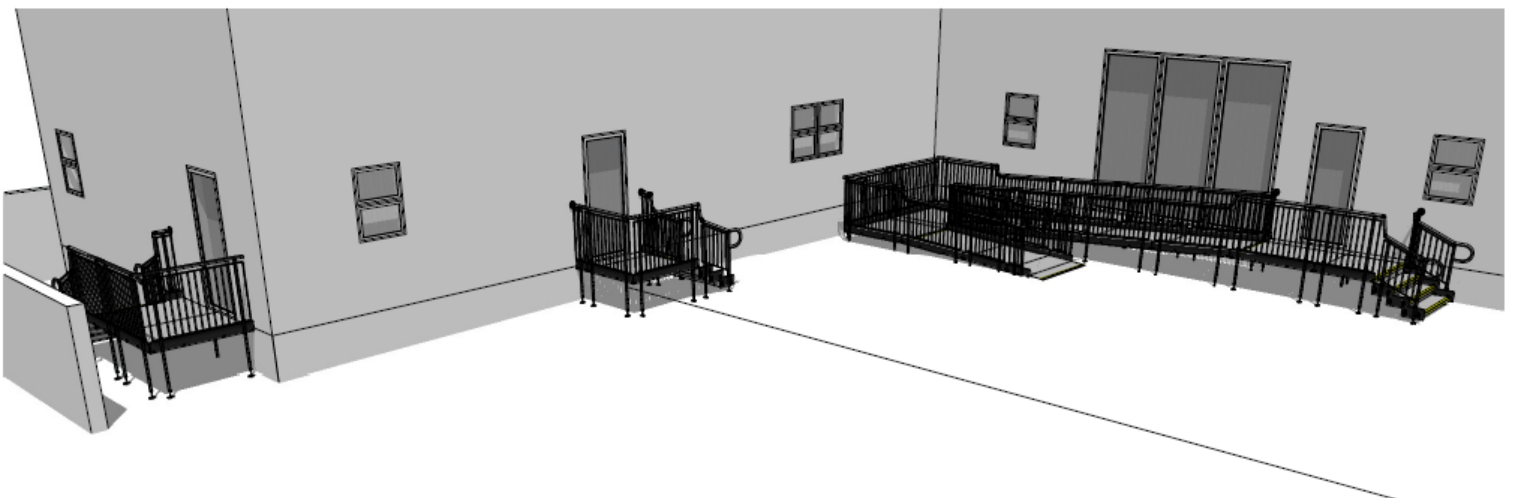
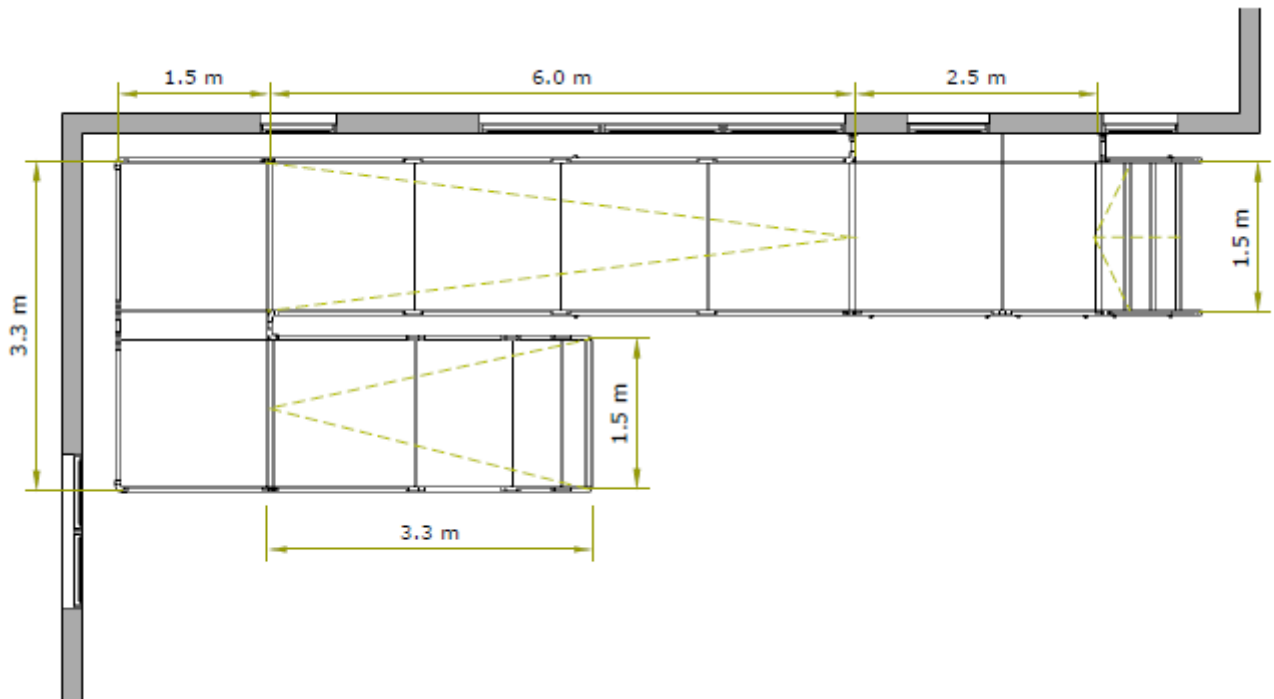
Application: Public Building

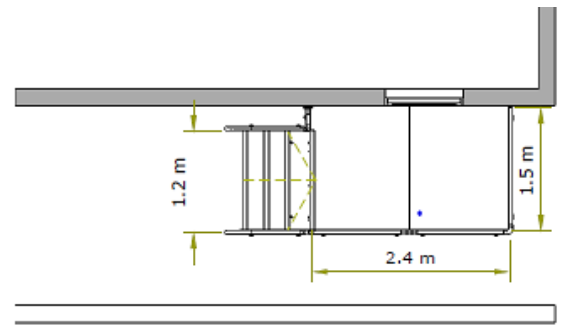
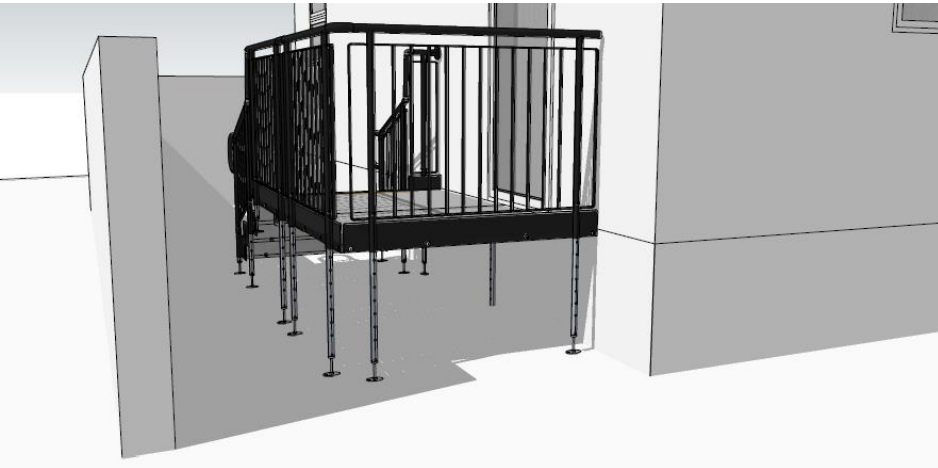
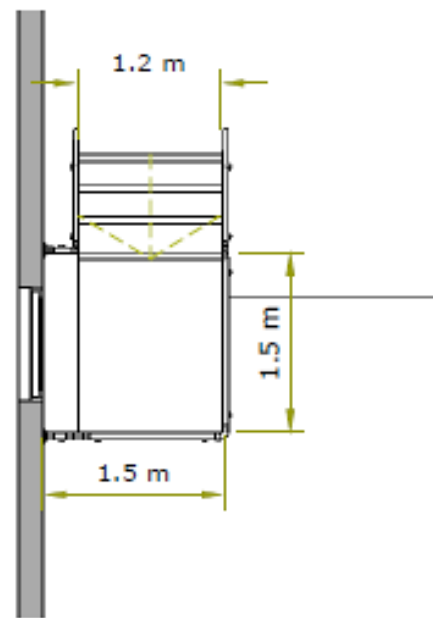
Location: Ramsgate, Kent

System: Fully Compliant Ramp & steps

Service Package: Supply & Install

ADDITIONAL INFORMATION: CAD and technical drawings were designed by our specialist designer in-house.





END RESULT: A fully compliant ramp from the main entrance was fitted and steps from the other two doors. The installation was fully completed in three days.

The systems were fitted with the **Safetread Rubber Crumb Surface** and our newest product **Solid Board**. The product creates a solid front under the platforms, reducing vermin and pet access. Also, prevents litter build-up.

FEATURES INCLUDED:



- Infill Handrail - this product prevents users from climbing or falling through gaps.
- Yellow Tread - this is a safety feature designed to help those with impaired vision identify the nose of the ramp. Additionally, it helps users distinguish any level changes.
- Trombone Ends - these are added to the ends of a Rapid Ramp to prevent clothes catching.
- Mesh Platform - the self-draining mesh allows water to pass through rather than collect on the surface.
- Rest Platform – a rest platform at 5 metres is required to allow the user to pause.
- 1100mm High Rail – these handrails attach to any level sections.
- Continuous Handrail - this handrail system ensures users always have support to hold onto.



EXTRA FEATURE INCLUDED:

- Solid Board – The product creates a solid front under the platform, reducing vermin access and litter build-up.
- Safetread Rubber Surface - This is a soft, slip-resistant surface that reduces the impact of falls.

The product is made from the same materials used in soft play areas and is ideal for nurseries, schools, and public facilities. Plus, it is available in a range of colours and will continue to perform in all weather conditions.





WHEELCHAIR RAMPS FOR DOGS

A dog ramp can be achieved with the inclusion of the Rubber Crumb Surface on the Rapid Ramp System.

Rubber Crumb is a soft padded ramp surface that supports dogs' feet. The product is also weatherproof and slip-resistant for added protection.

It is recommended to add infill rail on dog ramps to prevent animals from falling through gaps.



Please note that our ramps are not suitable for creating dog ramps to cars.

Our products provide access to buildings and external spaces, including Veterinary Surgeries and public buildings where users may have a guide dog or assistance dog.



TEL: 01424 714646
EMAIL: SALES@RAPIDRAMP.CO.UK

Hours:
Open 8am - 5pm, Monday to Friday

Address:
10 Menzies Road, Ponswood Industrial Estate, St Leonards on Sea, East Sussex TN38 9BB

Do you require wheelchair ramps and steps?

Contact our sales team